

GANTER

STANDARD MACHINE ELEMENTS

Press kit 2010



www.ganter-griff.com

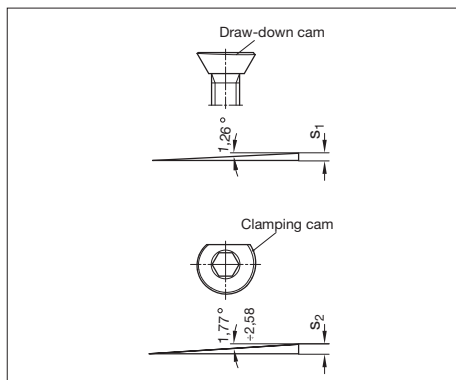
Table of contents

Clamp mountings - versatile connecting elements	06/2010
Wide variety of clamping options for workpieces and tools with cam point clamps	05/2010
Quick-action locking with little effort - Push-Push locking mechanism –	04/2010
Retaining Magnets for Non-Wearing Fixings	03/2010
New handwheels in a unique design	02/2010
Locking doors with snap locks	01/2010

Wide variety of clamping options for workpieces and tools with cam point clamps by Ganter



Cam point screws and cam point levers



Mode of function

News from Ganter of Furtwangen

Ganter, makers of standard elements, has enlarged its product range with “cam point levers”.

The GN 418 cam point screws and the GN 418.1 cam point levers are maintenance-free clamping elements designed for a wide variety of different uses and applications. They are stable, compact and easy to use elements, fitting into the tightest of spaces.

The mode of function is identical for both design variants (with hexagon head socket or with handle):

The screw head of the cam point screw is fitted with two cams – a radial clamping cam (with additional 30° chamfer) and an axial draw-down cam. The self-locking cam ensures that the clamping force is of the same magnitude in every angular position. The force components acting at the clamping point generate friction and a draw-down effect which presses the workpiece against a fixed-end stop. The thread and the 30° chamfer (if fitted) generate an additional draw-down effect.

The GN 418 cam point screw is fitted with a hexagon head socket. The steel is case-hardened, zinc-plated and blue passivated.

The GN 418.1 cam point lever has a handle connected to the cam point screw with a serration, allowing the suitable clamping position to be selected and the lever to be adjusted. Both the screw and the cam are case-hardened and burnished.

Depending on use, Ganter supplies design versions with right-hand or left-hand thread.

Typical example of use:

- Clamping flat workpieces
- Clamping round workpieces
- Centric clamping in boreholes
- Multiple clamping in tight spaces

Find out more in the internet at www.ganter-griff.com

PRESSE-BOX

Ansprechpartner | Contact

Axel Weber

Durchwahl | direct extension

+ 49 (0) 7723 6507-226

E-Mail | Email

axel.weber@ganter-griff.de

Otto Ganter GmbH & Co. KG

Normteilefabrik

Triberger Straße 3

78120 Furtwangen

Telefon +49 (0) 7723 6507-0

Telefax +49 (0) 7723 4659

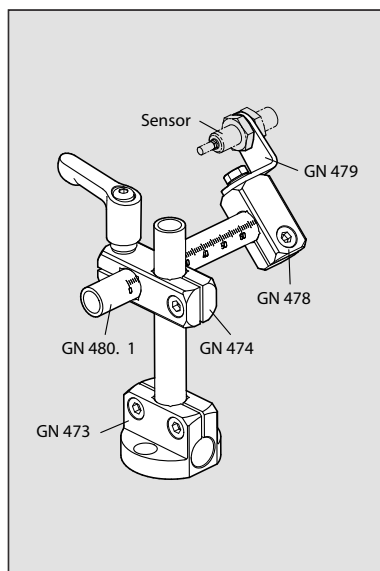
www.ganter-griff.de



Clamp mountings – versatile connecting elements



Clamp mountings, retaining tubes and retaining rods in several versions



Application example

News from Ganter of Furtwangen

Ganter, makers of standard machine elements, have enlarged their product range with the new “clamp mountings” product line.

Clamp mountings are versatile connecting elements which are designed to position sensors and reflectors and which, owing to their wide variety of different designs and bore diameters, are true problem solvers in mechanical engineering and workholding fixture construction.

These are precision elements made of high-grade aluminium which guarantee extreme stability and high clamping force even when exposed to strong vibrations. The clamping effect is largely unaffected by temperature and environmental influences.

The range includes designs in matt slide-ground or in black anodised aluminium.

The clamping bolts (DIN 912 cylinder bolts) are made of non-rusting stainless steel. Alternatively, they can be replaced with the adjustable GN 511 clamping kits for enhanced ease of use.

If stability requirements are higher, square tubes providing a form-locking effect against twisting can also be used.

Find out more in the internet at www.ganter-griff.com

PRESSE-BOX



Ansprechpartner | Contact

Axel Weber

Durchwahl | direct extension

+ 49 (0) 7723 6507-226

E-Mail | Email

axel.weber@ganter-griff.de

Otto Ganter GmbH & Co. KG

Normteilefabrik

Triberger Straße 3

78120 Furtwangen

Telefon +49 (0) 7723 6507-0

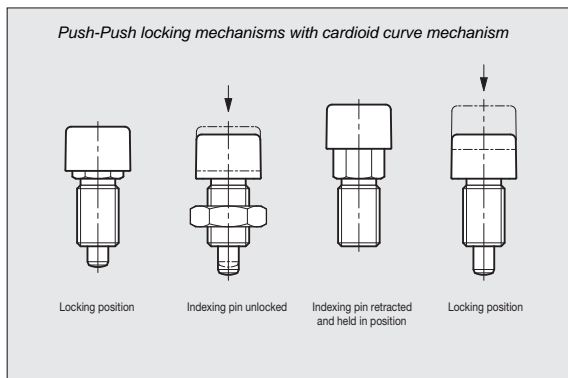
Telefax +49 (0) 7723 4659

www.ganter-griff.de

Quick-action locking with little effort - Push-Push locking mechanism –



GN 514 locking plunger, with locking pin retracted and held in position



Indexing plunger in different positions

News from Ganter in Furtwangen

The standard element maker Ganter has enlarged its “locking plungers” product range with an innovative product.

The indexing pin of the GN 514 locking plunger is moved by means of a spring-operated cardioid curve. By simply **pressing** the operating button, this cardioid mechanism causes the indexing pin to extend and retract (PUSH-PUSH locking mechanism). This function is similar to that used in a ballpoint pen.

Please note that the indexing pin cannot absorb axial forces and that it retracts virtually by spring action alone. The indexing pin must therefore remain free and easy to move. The indexing pin is made of nitrided and burnished steel. The mat black knob is made of plastic (polyamide PA).

Instead of the lock nut, the unit can also be fitted using the distance bushings GN 609 (steel) or GN 609.5 (high-grade steel), allowing the threaded length of the indexing plunger to match the thickness of the application in hand. The distance bushings are available in steel or high-grade steel design versions.

Find out more in the internet at www.ganter-griff.com.

PRESSE-BOX



Ansprechpartner | Contact

Axel Weber

Durchwahl | direct extension

+ 49 (0) 7723 6507-226

E-Mail | Email

axel.weber@ganter-griff.de

Otto Ganter GmbH & Co. KG

Normteilefabrik

Triberger Straße 3

78120 Furtwangen

Telefon +49 (0) 7723 6507-0

Telefax +49 (0) 7723 4659

www.ganter-griff.de

Retaining Magnets for Non-Wearing Fixings



Retaining Magnets for Non-Wearing Fixings

News from Ganter in Furtwangen

Standard element maker Ganter of Furtwangen has enlarged its extensive product portfolio with the “retaining magnets” line of products. The new, extensive range includes different types and designs such as flat grippers, rod-type grippers, button magnets and U-type magnets.

Owing to their structure, all the magnet systems have only one magnetic contact surface, with the magnetic power being focused onto the adhesive contact surface directly with iron poles. Many designs have a shielded magnet system, preventing the surrounding area from being magnetised.

Ganter supplies the retaining magnets in different materials:

- Hard ferrite (HF) is a very reasonably priced material which can be used up to a maximum temperature of 200°C. The magnetic adhesion is good, but decreases with increasing temperature.
- Aluminium-nickel-cobalt (AlNiCo) is extremely hard and tough and can be machined. These magnets deliver a steady and regular magnet field even under high temperature fluctuations and can therefore be used for temperatures as high as 450°C.
- Samarium-cobalt (SmCo) has a very high magnetic retaining power, is highly temperature resistant (350°C) and is virtually non-demagnetisable.
- Neodymium-iron-boron (NdFeB) is the magnetic with the highest magnetic adhesion power and is virtually non-demagnetisable.

Retaining magnets used as flat grippers are available with zinc-plated or red varnished steel housing or with full rubber jacket. The rubber jacket makes these magnets the ideal choice for sensitive surfaces. Also, the coefficient of friction is increased, with the effect that high lateral retaining forces are achieved.

Rod-type grippers with zinc-plated or red varnished steel housing can be pressed in, glued in or shrunk in. The magnet and iron poles in the GN 54.1 type are arranged in sandwich fashion, delivering ultimate retaining power also for small work pieces.

The button and U-type magnets are made of aluminium, nickel and cobalt, with red varnish and with split magnetic contact surface. They achieve high retaining forces, also at higher temperatures.

GANTER's extensive range of products also includes design versions with threaded bushing, threaded pin or with bore.

To prevent demagnetisation, most of the retaining magnets are delivered with a sheet iron plate.

Find out more in the internet at www.ganter-griff.com

PRESSE-BOX

Ansprechpartner | Contact

Axel Weber

Durchwahl | direct extension

+ 49 (0) 7723 6507-226

E-Mail | Email

axel.weber@ganter-griff.de

Otto Ganter GmbH & Co. KG

Normteilefabrik

Triberger Straße 3

78120 Furtwangen

Telefon +49 (0) 7723 6507-0

Telefax +49 (0) 7723 4659

www.ganter-griff.de



Unique design of the new GN 923 and GN 924 handwheels by Ganter



Modern handwheels – both in disk-type and spoke-type design



reddot design award
winner 2010

News from Ganter in Furtwangen

Ganter in Furtwangen presents its new GN 923... and GN 924... handwheel range. Meeting the ultimate in design and appearance. Both product lines received the well-known **red dot design award**.

The entire range is made of plastic-coated aluminium and is available either as spoked handwheels or as disk handwheels. A removable plastic lid covers the fixing elements such as washers or recessed or protruding shafts.

The GN 923 and GN 924 models are available with or without revolving handle.

The GN 923.3, GN 923.7, GN 924.3 and GN 924.7 models are used when the revolving handle is not to jut out temporarily.

In the working position, the folding handles of the GN 923.3 and GN 924.4 handwheels are locked in a conical bore. To fold back, the handle must first be pulled out of the cone in axial direction. A pressure spring holds the folding handle in both positions. It automatically engages again when folded out.

The GN 923.7 and GN 924.7 handwheels are used for operations where the folding handle must not be allowed to lock in the working position. To move the folding handle to this position, it must first be swivelled by 90° against a torsion-loaded spring and then pushed in axial direction into the arresting assembly against spring tension. Fixed in this position and maintaining the axial force, the folding handle can then be used for cranking. Once released, the pressure spring moves the folding handle out of the arresting assembly and the torsion springs swivels it back again.

Find out more in the Internet at www.ganter-griff.com



PRESSE-BOX

Ansprechpartner | *Contact*

Axel Weber

Durchwahl | *direct extension*

+ 49 (0) 7723 6507-226

E-Mail | *Email*

axel.weber@ganter-griff.de

Otto Ganter GmbH & Co. KG

Normteilefabrik

Triberger Straße 3

78120 Furtwangen

Telefon +49 (0) 7723 6507-0

Telefax +49 (0) 7723 4659

www.ganter-griff.de

Locking doors with snap locks made by Ganter.



*Snap locks
Locking distance adjustable
GN315*

*Snap locks
with two clamp ranges
GN315.1*

News from Ganter in Furtwangen

Easily lock and unlock doors or shutters with the GN 315 and GN 315.1 snap locks made by Ganter.

When the door is closed, the locking action sets in automatically; the chamfered slide is first pushed back and then moved into the locking position by the pressure spring.

The door is unlocked during opening via the pushbutton.

The housing is made of zinc-plated, blue chromate conversion-coated steel. The setting sleeve / the stop ring is plastic coated (black, matt finish). Slide and pushbutton are made of plastic (thermoplastic).

The special feature of the GN 315 snap locks is the infinitely adjustable locking distance which can be selected via a precision thread and which makes installation very easy.

The compact GN 315.1 snap locks are available with two different fixed locking distances.

Find out more in Ganter News and Product Extensions in the Catalogue 14.1 or in the Internet at www.ganter-griff.de.

PRESSE-BOX



Ansprechpartner | *Contact*

Axel Weber

Durchwahl | *direct extension*

+ 49 (0) 7723 6507-226

E-Mail | *Email*

axel.weber@ganter-griff.de

Otto Ganter GmbH & Co. KG

Normteilefabrik

Triberger Straße 3

78120 Furtwangen

Telefon +49 (0) 7723 6507-0

Telefax +49 (0) 7723 4659

www.ganter-griff.de